

# A

## 1 Adaptive Bitonic Sorting

2 GABRIEL ZACHMANN

3 Clausthal University, Clausthal-Zellerfeld, Germany

### 4 Definition

5 Adaptive bitonic sorting is a sorting algorithm suitable  
6 for implementation on EREW parallel architectures.  
7 Similar to bitonic sorting, it is based on merging, which  
8 is recursively applied to obtain a sorted sequence. In  
9 contrast to bitonic sorting, it is data-dependent. Adap-  
10 tive bitonic merging can be performed in  $O\left(\frac{n}{p}\right)$  parallel  
11 time,  $p$  being the number of processors, and executes  
12 only  $O(n)$  operations in total. Consequently, adaptive  
13 bitonic sorting can be performed in  $O\left(\frac{n \log n}{p}\right)$  time,  
14 which is optimal. So, one of its advantages is that it exe-  
15 cutes a factor of  $O(\log n)$  less operations than bitonic  
16 sorting. Another advantage is that it can be imple-  
17 mented efficiently on modern GPUs.

### 18 Discussion

#### 19 Introduction

20 This chapter describes a parallel sorting algorithm,  
21 *adaptive bitonic sorting* [5], that offers the following  
22 benefits:

- 23 • It needs only the optimal total number of compar-  
24 ison/exchange operations,  $O(n \log n)$ .
- 25 • The hidden constant in the asymptotic number of  
26 operations is less than in other optimal parallel sort-  
27 ing methods.
- 28 • It can be implemented in a highly parallel manner  
29 on modern architectures, such as a streaming archi-  
30 tecture (GPUs), even without any scatter operations,  
31 that is, without random access writes.

One of the main differences between “regular” bitonic 32  
sorting and adaptive bitonic sorting is that regular 33  
bitonic sorting is data-independent, while adaptive 34  
bitonic sorting is data-dependent (hence the name). 35

As a consequence, adaptive bitonic sorting cannot 36  
be implemented as a sorting network, but only on archi- 37  
tectures that offer some kind of flow control. Nonethe- 38  
less, it is convenient to derive the method of adaptive 39  
bitonic sorting from bitonic sorting. 40

Sorting networks have a long history in computer 41  
science research (see the comprehensive survey [2]). 42  
One reason is that sorting networks are a convenient 43  
way to describe parallel sorting algorithms on CREW- 44  
PRAMs or even EREW-PRAMs (which is also called 45  
PRAC for “parallel random access computer”). 46

In the following, let  $n$  denote the number of keys 47  
to be sorted, and  $p$  the number of processors. For the 48  
sake of clarity,  $n$  will always be assumed to be a power 49  
of 2. (In their original paper [5], Bilardi and Nicolau 50  
have described how to modify the algorithms such that 51  
they can handle arbitrary numbers of keys, but these 52  
technical details will be omitted in this article.) 53

The first to present a sorting network with optimal 54  
asymptotic complexity were Ajtai, Komlós, and Sze- 55  
merédi [1]. Also, Cole [6] presented an optimal parallel 56  
merge sort approach for the CREW-PRAM as well as 57  
for the EREW-PRAM. However, it has been shown that 58  
neither is fast in practice for reasonable numbers of keys 59  
[8, 15]. 60

In contrast, adaptive bitonic sorting requires less 61  
than  $2n \log n$  comparisons in total, independent of the 62  
number of processors. On  $p$  processors, it can be imple- 63  
mented in  $O\left(\frac{n \log n}{p}\right)$  time, for  $p \leq \frac{n}{\log n}$ . 64

Even with a small number of processors it is effi- 65  
cient in practice: in its original implementation, the 66  
sequential version of the algorithm was at most by a 67  
factor 2.5 slower than quicksort (for sequence lengths 68  
up to  $2^{19}$ ) [5]. 69

70 **Fundamental Properties**

71 One of the fundamental concepts in this context is the  
72 notion of a *bitonic sequence*.

73 **Definition 1 (Bitonic sequence)** Let  $\mathbf{a} = (a_0, \dots, a_{n-1})$   
74 be a sequence of numbers. Then,  $\mathbf{a}$  is *bitonic*, iff it mono-  
75 tonically increases and then monotonically decreases,  
76 or if it can be cyclically shifted (i.e., rotated) to  
77 become monotonically increasing and then monoton-  
78 ically decreasing.

79 Figure 1 shows some examples of bitonic sequences.  
80 In the following, it will be easier to understand  
81 any reasoning about bitonic sequences, if one consid-  
82 ers them as being arranged in a circle or on a cylinder:  
83 then, there are only two inflection points around the cir-  
84 cle. This is justified by Definition 1. Figure 2 depicts an  
85 example in this manner.

86 As a consequence, all index arithmetic is understood  
87 *modulo n*, that is, index  $i + k \equiv i + k \pmod n$ , unless  
88 otherwise noted, so indices range from 0 through  $n - 1$ .

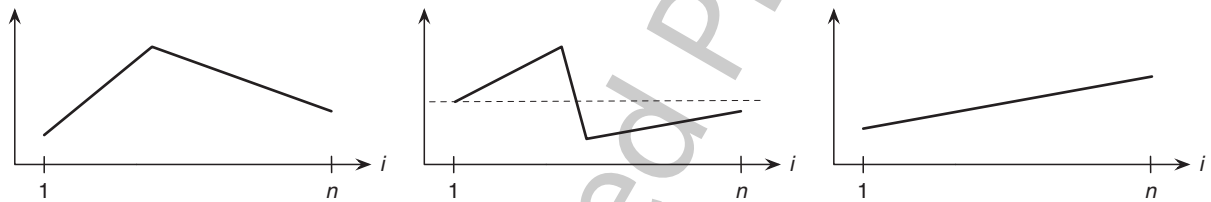
89 As mentioned above, adaptive bitonic sorting can be  
90 regarded as a variant of bitonic sorting, which is in order  
91 to capture the notion of “rotational invariance” (in some  
92 sense) of bitonic sequences; it is convenient to define the  
93 following *rotation operator*.

94 **Definition 2 (Rotation)** Let  $\mathbf{a} = (a_0, \dots, a_{n-1})$  and  
95  $j \in \mathbb{N}$ . We define a rotation as an operator  $R_j$  on the  
96 sequence  $\mathbf{a}$ :

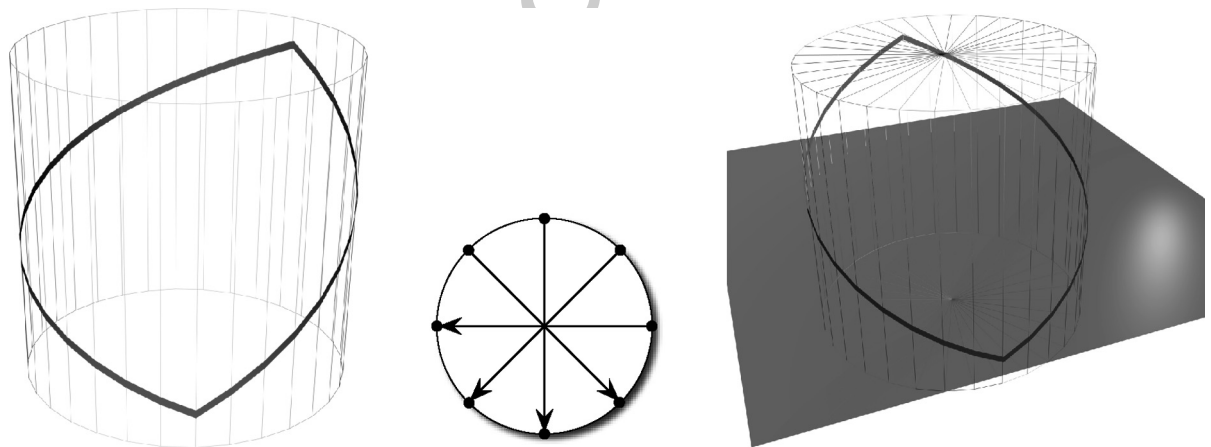
$$R_j \mathbf{a} = (a_j, a_{j+1}, \dots, a_{j+n-1}) \quad 97$$

98 This operation is performed by the network shown in Fig. 4. Such networks are comprised of elementary  
99 *comparators* (see Fig. 3).  
100

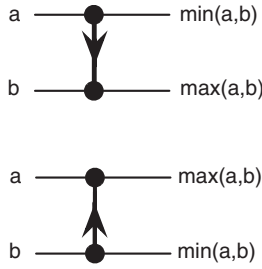
101 Two other operators are convenient to describe  
102 sorting.



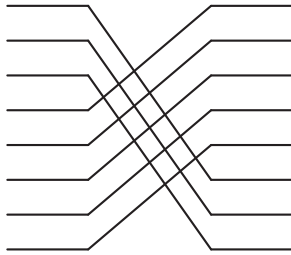
**Adaptive Bitonic Sorting. Fig. 1** Three examples of sequences that are bitonic. Obviously, the mirrored sequences (either way) are bitonic, too



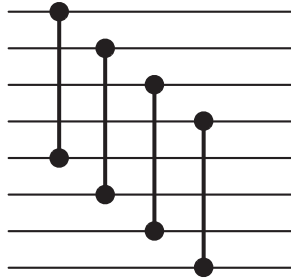
**Adaptive Bitonic Sorting. Fig. 2** *Left*: according to their definition, bitonic sequences can be regarded as lying on a cylinder or as being arranged in a circle. As such, they consist of one monotonically increasing and one decreasing part. *Middle*: in this point of view, the network that performs the  $L$  and  $U$  operators (see Fig. 5) can be visualized as a wheel of “spokes.” *Right*: visualization of the effect of the  $L$  and  $U$  operators; the *blue plane* represents the median



Adaptive Bitonic Sorting. Fig. 3 Comparator/exchange elements



Adaptive Bitonic Sorting. Fig. 4 A network that performs the rotation operator



Adaptive Bitonic Sorting. Fig. 5 A network that performs the  $L$  and  $U$  operators

103 **Definition 3 (Half-cleaner)** Let  $\mathbf{a} = (a_0, \dots, a_{n-1})$ .

104 
$$L\mathbf{a} = (\min(a_0, a_{\frac{n}{2}}), \dots, \min(a_{\frac{n}{2}-1}, a_{n-1})),$$

105 
$$U\mathbf{a} = (\max(a_0, a_{\frac{n}{2}}), \dots, \max(a_{\frac{n}{2}-1}, a_{n-1})).$$

106 In [7], a network that performs these operations  
107 together is called a *half-cleaner* (see Fig. 5).

108 It is easy to see that, for any  $j$  and  $\mathbf{a}$ ,

109 
$$L\mathbf{a} = R_{-j \bmod \frac{n}{2}} LR_j \mathbf{a},$$
 (1)

111 and

112 
$$U\mathbf{a} = R_{-j \bmod \frac{n}{2}} UR_j \mathbf{a}.$$
 (2)

113 This is the reason why the cylinder metaphor is valid.

The proof needs to consider only two cases:  $j = \frac{n}{2}$  114  
and  $1 \leq j < \frac{n}{2}$ . In the former case, Eq. 1 becomes  $L\mathbf{a} =$  115  
 $LR_{\frac{n}{2}} \mathbf{a}$ , which can be verified trivially. In the latter case, 116  
Eq. 1 becomes 117

$$\begin{aligned} LR_j \mathbf{a} &= (\min(a_j, a_{j+\frac{n}{2}}), \dots, \min(a_{\frac{n}{2}-1}, a_{n-1}), \dots, & 118 \\ &\quad \min(a_{j-1}, a_{j-1+\frac{n}{2}})) & 119 \\ &= R_j L\mathbf{a}. & 120 \end{aligned}$$

Thus, with the cylinder metaphor, the  $L$  and  $U$  oper- 121  
ators basically do the following: cut the cylinder with 122  
circumference  $n$  at any point, roll it around a cylinder 123  
with circumference  $\frac{n}{2}$ , and perform position-wise the 124  
max and min operator, respectively. Some examples are 125  
shown in Fig. 6. 126

The following theorem states some important prop- 127  
erties of the  $L$  and  $U$  operators. 128

**Theorem 1** Given a bitonic sequence  $\mathbf{a}$ , 129

$$\max\{L\mathbf{a}\} \leq \min\{U\mathbf{a}\}. \quad 130$$

Moreover,  $L\mathbf{a}$  and  $U\mathbf{a}$  are bitonic too. 131

In other words, each element of  $L\mathbf{a}$  is less than or 132  
equal to each element of  $U\mathbf{a}$ . 133

This theorem is the basis for the construction of the 134  
bitonic sorter [4]. The first step is to devise a *bitonic* 135  
*merger* (BM). We denote a BM that takes as input 136  
bitonic sequences of length  $n$  with  $BM_n$ . A BM is recur- 137  
sively defined as follows: 138

$$BM_n(\mathbf{a}) = (BM_{\frac{n}{2}}(L\mathbf{a}), BM_{\frac{n}{2}}(U\mathbf{a})). \quad 139$$

The base case is, of course, a two-key sequence, which 140  
is handled by a single comparator. A BM can be easily 141  
represented in a network as shown in Fig. 7. 142

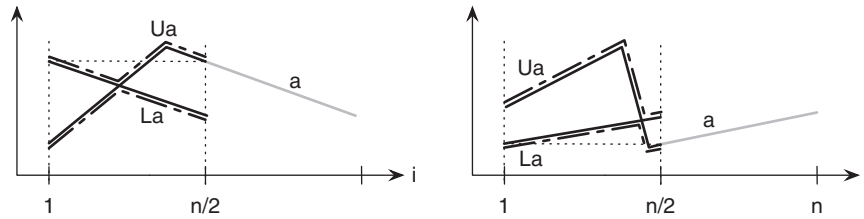
Given a bitonic sequence  $\mathbf{a}$  of length  $n$ , one can show 143  
that 144

$$BM_n(\mathbf{a}) = \text{Sorted}(\mathbf{a}). \quad (3) \quad 145$$

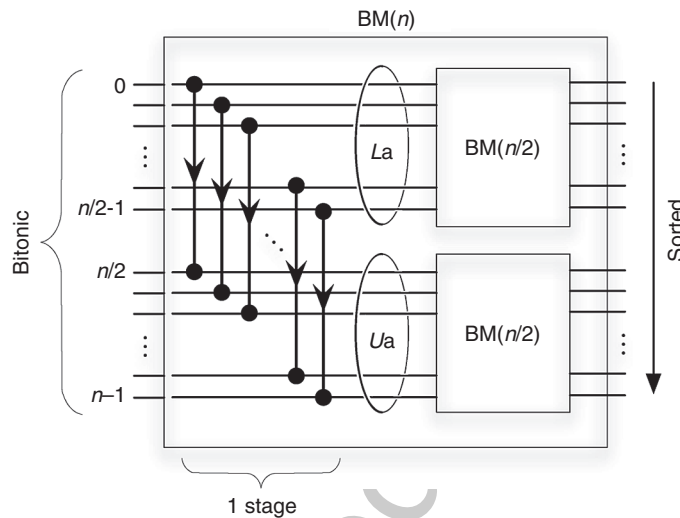
It should be obvious that the sorting direction can be 146  
changed simply by swapping the direction of the ele- 147  
mentary comparators. 148

Coming back to the metaphor of the cylinder, the 149  
first stage of the bitonic merger in Fig. 7 can be visual- 150  
ized as  $\frac{n}{2}$  comparators, each one connecting an element 151  
of the cylinder with the opposite one, somewhat like 152  
spokes in a wheel. Note that here, while the cylinder can 153  
rotate freely, the "spokes" must remain fixed. 154

From a bitonic merger, it is straightforward to derive 155  
a bitonic sorter,  $BS_n$ , that takes an unsorted sequence, 156



**Adaptive Bitonic Sorting. Fig. 6** Examples of the result of the  $L$  and  $U$  operators. Conceptually, these operators fold the bitonic sequence (black), such that the part from indices  $\frac{n}{2} + 1$  through  $n$  (light gray) is shifted into the range 1 through  $\frac{n}{2}$  (black); then,  $L$  and  $U$  yield the upper (medium gray) and lower (dark gray) hull, respectively



**Adaptive Bitonic Sorting. Fig. 7** Schematic, recursive diagram of a network that performs bitonic merging

157 and produces a sorted sequence either up or down.  
 158 Like the BM, it is defined recursively, consisting of two  
 159 smaller bitonic sorters and a bitonic merger (see Fig. 8).  
 160 Again, the base case is the two-key sequence.

161 **Analysis of the Number of Operations of**  
 162 **Bitonic Sorting**

163 Since a bitonic sorter basically consists of a number of  
 164 bitonic mergers, it suffices to look at the total number of  
 165 comparisons of the latter.

166 The total number of comparators,  $C(n)$ , in the  
 167 bitonic merger  $BM_n$  is given by:

168 
$$C(n) = 2C\left(\frac{n}{2}\right) + \frac{n}{2}, \quad \text{with } C(2) = 1,$$

169 which amounts to

170 
$$C(n) = \frac{1}{2}n \log n.$$

As a consequence, the bitonic sorter consists of 171  
 $O(n \log^2 n)$  comparators. 172

Clearly, there is some redundancy in such a net- 173  
 work, since  $n$  comparisons are sufficient to merge two 174  
 sorted sequences. The reason is that the comparisons 175  
 performed by the bitonic merger are *data-independent*. 176

**Derivation of Adaptive Bitonic Merging** 177

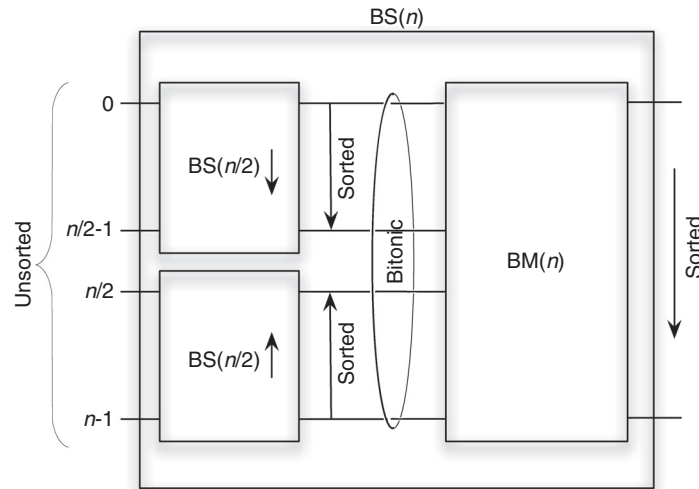
The algorithm for adaptive bitonic sorting is based on 178  
 the following theorem. 179

**Theorem 2** Let  $\mathbf{a}$  be a bitonic sequence. Then, there is 180  
 an index  $q$  such that 181

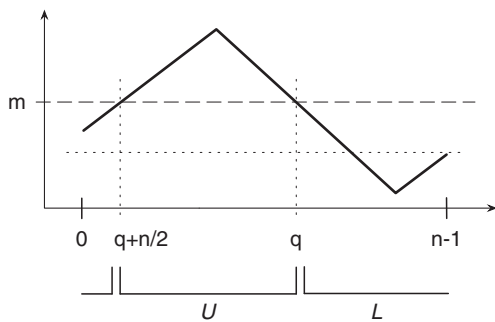
$$L\mathbf{a} = (a_q, \dots, a_{q+\frac{n}{2}-1}) \quad (4) \quad 182$$

$$U\mathbf{a} = (a_{q+\frac{n}{2}}, \dots, a_{q-1}) \quad (5) \quad 183$$

(Remember that index arithmetic is always mod- 184  
 ulo  $n$ .) 185



Adaptive Bitonic Sorting. Fig. 8 Schematic, recursive diagram of a bitonic sorting network



Adaptive Bitonic Sorting. Fig. 9 Visualization for the proof of Theorem 2

186 The following outline of the proof assumes, for the  
 187 sake of simplicity, that all elements in  $\mathbf{a}$  are distinct. Let  
 188  $m$  be the median of all  $a_i$ , that is,  $\frac{n}{2}$  elements of  $\mathbf{a}$  are less  
 189 than or equal to  $m$ , and  $\frac{n}{2}$  elements are larger. Because  
 190 of Theorem 1,

$$191 \quad \max\{L\mathbf{a}\} \leq m < \min\{U\mathbf{a}\}.$$

192 Employing the cylinder metaphor again, the median  
 193  $m$  can be visualized as a horizontal plane  $z = m$  that  
 194 cuts the cylinder. Since  $\mathbf{a}$  is bitonic, this plane cuts the  
 195 sequence in exactly two places, that is, it partitions the  
 196 sequence into two contiguous halves (actually, any hori-  
 197 zontal plane, i.e., any percentile partitions a bitonic  
 198 sequence in two contiguous halves), and since it is  
 199 the median, each half must have length  $\frac{n}{2}$ . The indices

where the cut happens are  $q$  and  $q + \frac{n}{2}$ . Figure 9 shows 200  
 an example (in one dimension). 201

The following theorem is the final keystone for the 202  
 adaptive bitonic sorting algorithm. 203

**Theorem 3** Any bitonic sequence  $\mathbf{a}$  can be partitioned 204  
 into four subsequences  $(\mathbf{a}^1, \mathbf{a}^2, \mathbf{a}^3, \mathbf{a}^4)$  such that either 205

$$(L\mathbf{a}, U\mathbf{a}) = (\mathbf{a}^1, \mathbf{a}^4, \mathbf{a}^3, \mathbf{a}^2) \quad (6) \quad 206$$

or 207

$$(L\mathbf{a}, U\mathbf{a}) = (\mathbf{a}^3, \mathbf{a}^2, \mathbf{a}^1, \mathbf{a}^4). \quad (7) \quad 208$$

Furthermore, 209

$$|\mathbf{a}^1| + |\mathbf{a}^2| = |\mathbf{a}^3| + |\mathbf{a}^4| = \frac{n}{2}, \quad (8) \quad 210$$

$$|\mathbf{a}^1| = |\mathbf{a}^3|, \quad (9) \quad 212$$

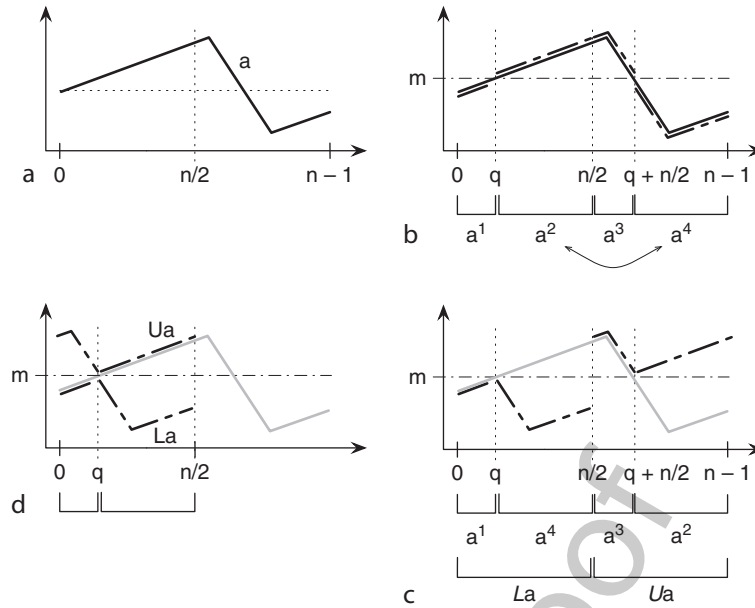
and 213

$$|\mathbf{a}^2| = |\mathbf{a}^4|, \quad (10) \quad 214$$

where  $|\mathbf{a}|$  denotes the length of sequence  $\mathbf{a}$ . 215

Figure 10 illustrates this theorem by an example. 216

This theorem can be proven fairly easily too: the 217  
 length of the subsequences is just  $q$  and  $\frac{n}{2} - q$ , where  $q$  is 218  
 the same as in Theorem 2. Assuming that  $\max\{\mathbf{a}^1\} <$  219  
 $m < \min\{\mathbf{a}^3\}$ , nothing will change between those 220  
 two subsequences (see Fig. 10). However, in that case 221  
 $\min\{\mathbf{a}^2\} > m > \max\{\mathbf{a}^4\}$ ; therefore, by swap- 222  
 ping  $\mathbf{a}^2$  and  $\mathbf{a}^4$  (which have equal length), the bounds 223  
 $\max\{(\mathbf{a}^1, \mathbf{a}^4)\} < m < \min\{\mathbf{a}^3, \mathbf{a}^3\}$  are obtained. The 224  
 other case can be handled analogously. 225



Adaptive Bitonic Sorting. Fig. 10 Example illustrating Theorem 3

226 Remember that there are  $\frac{n}{2}$  comparator-and-  
 227 exchange elements, each of which compares  $a_i$  and  
 228  $a_{i+\frac{n}{2}}$ . They will perform exactly this exchange of sub-  
 229 sequences, without ever looking at the data.

230 Now, the idea of adaptive bitonic sorting is to find  
 231 the subsequences, that is, to find the index  $q$  that marks  
 232 the border between the subsequences. Once  $q$  is found,  
 233 one can (conceptually) swap the subsequences, instead  
 234 of performing  $\frac{n}{2}$  comparisons unconditionally.

235 Finding  $q$  can be done simply by binary search  
 236 driven by comparisons of the form  $(a_i, a_{i+\frac{n}{2}})$ .

237 Overall, instead of performing  $\frac{n}{2}$  comparisons in the  
 238 first stage of the bitonic merger (see Fig. 7), the adaptive  
 239 bitonic merger performs  $\log(\frac{n}{2})$  comparisons in its first  
 240 stage (although this stage is no longer representable by  
 241 a network).

242 Let  $C(n)$  be the total number of comparisons per-  
 243 formed by adaptive bitonic merging, in the worst case.  
 244 Then

245 
$$C(n) = 2C\left(\frac{n}{2}\right) + \log(n) = \sum_{i=0}^{k-1} 2^i \log\left(\frac{n}{2^i}\right),$$

with  $C(2) = 1, C(1) = 0$  and  $n = 2^k$ . This amounts to 246

$$C(n) = 2n - \log n - 2. \quad 247$$

The only question that remains is how to achieve the 248  
 data rearrangement, that is, the swapping of the sub- 249  
 sequences  $a^1$  and  $a^3$  or  $a^2$  and  $a^4$ , respectively, without 250  
 sacrificing the worst-case performance of  $O(n)$ . This 251  
 can be done by storing the keys in a perfectly balanced 252  
 tree (assuming  $n = 2^k$ ), the so-called bitonic tree. (The 253  
 tree can, of course, store only  $2^k - 1$  keys, so the  $n$ -th 254  
 key is simply stored separately.) This tree is very similar 255  
 to a search tree, which stores a monotonically increas- 256  
 ing sequence: when traversed in-order, the bitonic tree 257  
 produces a sequence that lists the keys such that there 258  
 are exactly two inflection points (when regarded as a 259  
 circular list). 260

Instead of actually copying elements of the sequence 261  
 in order to achieve the exchange of subsequences, the 262  
 adaptive bitonic merging algorithm swaps  $O(\log n)$  263  
 pointers in the bitonic tree. The recursion then works on 264  
 the two subtrees. With this technique, the overall num- 265  
 ber of operations of adaptive bitonic merging is  $O(n)$ . 266  
 Details can be found in [5]. 267

Clearly, the adaptive bitonic sorting algorithm needs 268  
 $O(n \log n)$  operations in total, because it consists of 269  
 $\log(n)$  many complete merge stages (see Fig. 8). 270

271 It should also be fairly obvious that the adaptive  
272 bitonic sorter performs an (adaptive) subset of the com-  
273 parisons that are executed by the (nonadaptive) bitonic  
274 sorter.

### 275 The Parallel Algorithm

276 So far, the discussion assumed a sequential implemen-  
277 tation. Obviously, the algorithm for adaptive bitonic  
278 merging can be implemented on a parallel architecture,  
279 just like the bitonic merger, by executing recursive calls  
280 on the same level in parallel.

281 Unfortunately, a naïve implementation would  
282 require  $O(\log^2 n)$  steps in the worst case, since there  
283 are  $\log(n)$  levels. The bitonic merger achieves  $O(\log n)$   
284 parallel time, because all pairwise comparisons within  
285 one stage can be performed in parallel. But this is not  
286 straightforward to achieve for the  $\log(n)$  comparisons  
287 of the binary-search method in adaptive bitonic merg-  
288 ing, which are inherently sequential.

289 However, a careful analysis of the data dependencies  
290 between comparisons of successive stages reveals that  
291 the execution of different stages can be partially over-  
292 lapped [5]. As  $La$ ,  $Ua$  are being constructed in one stage  
293 by moving down the tree in parallel layer by layer (occa-  
294 sionally swapping pointers); this process can be started  
295 for the next stage, which begins one layer beneath the  
296 one where the previous stage began, before the first stage  
297 has finished, provided the first stage has progressed “far  
298 enough” in the tree. Here, “far enough” means exactly  
299 two layers ahead.

300 This leads to a parallel version of the adaptive bitonic  
301 merge algorithm that executes in time  $O\left(\frac{n}{p}\right)$  for  $p \in$   
302  $O\left(\frac{n}{\log n}\right)$ , that is, it can be executed in  $(\log n)$  parallel  
303 time.

304 Furthermore, the data that needs to be communi-  
305 cated between processors (either via memory, or via  
306 communication channels) is in  $O(p)$ .

307 It is straightforward to apply the classical sorting-  
308 by-merging approach here (see Fig. 8), which yields the  
309 *adaptive bitonic sorting* algorithm. This can be imple-  
310 mented on an EREW machine with  $p$  processors in  
311  $O\left(\frac{n \log n}{p}\right)$  time, for  $p \in O\left(\frac{n}{\log n}\right)$ .

### 312 A GPU Implementation

313 Because adaptive bitonic sorting has excellent scalabil-  
314 ity (the number of processors,  $p$ , can go up to  $n/\log(n)$ )

and the amount of inter-process communication is 315  
fairly low (only  $O(p)$ ), it is perfectly suitable for imple- 316  
mentation on stream processing architectures. In addi- 317  
tion, although it was designed for a random access 318  
architecture, adaptive bitonic sorting can be adapted to 319  
a stream processor, which (in general) does not have the 320  
ability of random-access writes. Finally, it can be imple- 321  
mented on a GPU such that there are only  $O(\log^2(n))$  322  
passes (by utilizing  $O(n/\log(n))$  (conceptual) proces- 323  
sors), which is very important, since the number of 324  
passes is one of the main limiting factors on GPUs. 325

This section provides more details on the imple- 326  
mentation on a GPU, called “GPU-ABiSort” [11, 12]. 327  
For the sake of simplicity, the following always assumes 328

---

#### Algorithm 1: Adaptive construction of $La$ and $Ua$ (one stage of adaptive bitonic merging)

---

```

input : Bitonic tree, with root node  $r$  and extra
        node  $e$ , representing bitonic sequence  $a$ 
output:  $La$  in the left subtree of  $r$  plus root  $r$ , and  $Ua$ 
        in the right subtree of  $r$  plus extra node  $e$ 
// phase 0: determine case
if value( $r$ ) < value( $e$ ) then
    case = 1
else
    case = 2
    swap value( $r$ ) and value( $e$ )
    ( $p, q$ ) = (left( $r$ ), right( $r$ ))
for  $i = 1, \dots, \log n - 1$  do
    // phase  $i$ 
    test = (value( $p$ ) > value( $q$ ))
    if test == true then
        swap values of  $p$  and  $q$ 
    if case == 1 then
        swap the pointers left( $p$ ) and
            left( $q$ )
    else
        swap the pointers right( $p$ ) and
            right( $q$ )
    if ( case == 1 and test == false ) or ( case ==
        2 and test == true ) then
        ( $p, q$ ) = (left( $p$ ), left( $q$ ))
    else
        ( $p, q$ ) = (right( $p$ ), right( $q$ ))

```

---

---

**Algorithm 2:** Merging a bitonic sequence to obtain a sorted sequence

---

**input** : Bitonic tree, with root node  $r$  and extra node  $e$ , representing bitonic sequence  $\mathbf{a}$

**output**: Sorted tree (produces  $\text{sort}(\mathbf{a})$  when traversed in-order)

construct  $L\mathbf{a}$  and  $U\mathbf{a}$  in the bitonic tree by 1  
 call merging recursively with  $\text{left}(r)$  as root and  $r$  as extra node  
 call merging recursively with  $\text{right}(r)$  as root and  $e$  as extra node

---

329 increasing sorting direction, and it is thus not explicitly  
 330 specified. As noted above, the sorting direction must  
 331 be reversed in the right branch of the recursion in the  
 332 bitonic sorter, which basically amounts to reversing the  
 333 comparison direction of the values of the keys, that is,  
 334 compare for  $<$  instead of  $>$  in 3.

335 As noted above, the bitonic tree stores the sequence  
 336  $(a_0, \dots, a_{n-2})$  in in-order, and the key  $a_{n-1}$  is stored in  
 337 the *extra node*. As mentioned above, an algorithm that  
 338 constructs  $(L\mathbf{a}, U\mathbf{a})$  from  $\mathbf{a}$  can traverse this bitonic tree  
 339 and swap pointers as necessary. The index  $q$ , which is  
 340 mentioned in the proof for Theorem 3, is only deter-  
 341 mined implicitly. The two different cases that are men-  
 342 tioned in Theorem 3 and Eqs. 6 and 7 can be distin-  
 343 guished simply by comparing elements  $a_{\frac{n}{2}-1}$  and  $a_{n-1}$ .

344 This leads to 1. Note that the root of the bitonic  
 345 tree stores element  $a_{\frac{n}{2}-1}$  and the extra node stores  $a_{n-1}$ .  
 346 Applying this recursively yields 2. Note that the bitonic  
 347 tree needs to be constructed only once at the beginning  
 348 during setup time.

349 Because branches are very costly on GPUs, one  
 350 should avoid as many conditionals in the inner loops  
 351 as possible. Here, one can exploit the fact that  $R_{n/2}\mathbf{a} =$   
 352  $(a_{\frac{n}{2}}, \dots, a_{n-1}, a_0, \dots, a_{\frac{n}{2}-1})$  is bitonic, provided  $\mathbf{a}$  is  
 353 bitonic too. This operation basically amounts to swap-  
 354 ping the two pointers  $\text{left}(\text{root})$  and  $\text{right}(\text{root})$ . The  
 355 simplified construction of  $L\mathbf{a}$  and  $U\mathbf{a}$  is presented in 3.  
 356 (Obviously, the simplified algorithm now really needs  
 357 trees with pointers, whereas Bilardi’s original bitonic  
 358 tree could be implemented pointer-less (since it is a  
 359 complete tree). However, in a real-world implementa-  
 360 tion, the keys to be sorted must carry pointers to some

---

**Algorithm 3:** Simplified adaptive construction of  $L\mathbf{a}$  and  $U\mathbf{a}$

---

**input** : Bitonic tree, with root node  $r$  and extra node  $e$ , representing bitonic sequence  $\mathbf{a}$

**output**:  $L\mathbf{a}$  in the left subtree of  $r$  plus root  $r$ , and  $U\mathbf{a}$  in the right subtree of  $r$  plus extra node  $e$

// phase 0  
**if**  $\text{value}(r) > \text{value}(e)$  **then**  
     swap  $\text{value}(r)$  and  $\text{value}(e)$   
     swap pointers  $\text{left}(r)$  and  $\text{right}(r)$   
 $(p, q) = (\text{left}(r), \text{right}(r))$   
**for**  $i = 1, \dots, \log n - 1$  **do**  
     // phase  $i$   
     **if**  $\text{value}(p) > \text{value}(q)$  **then**  
         swap  $\text{value}(p)$  and  $\text{value}(q)$   
         swap pointers  $\text{left}(p)$  and  $\text{left}(q)$   
          $(p, q) = (\text{right}(p), \text{right}(q))$   
     **else**  
          $(p, q) = (\text{left}(p), \text{left}(q))$

---

“payload” data anyway, so the additional memory over- 361  
 head incurred by the child pointers is at most a factor 362  
 1.5.) 363

**Outline of the Implementation 364**

As explained above, on each recursion level  $j =$  365  
 $1, \dots, \log(n)$  of the adaptive bitonic sorting algorithm, 366  
 $2^{\log n - j + 1}$  bitonic trees, each consisting of  $2^{j-1}$  nodes, 367  
 have to be merged into  $2^{\log n - j}$  bitonic trees of  $2^j$  nodes. 368  
 The merge is performed in  $j$  stages. In each stage  $k =$  369  
 $0, \dots, j - 1$ , the construction of  $L\mathbf{a}$  and  $U\mathbf{a}$  is executed on 370  
 $2^k$  subtrees. Therefore,  $2^{\log n - j} \cdot 2^k$  instances of the  $L\mathbf{a} / U\mathbf{a}$  371  
 construction algorithm can be executed in parallel dur- 372  
 ing that stage. On a stream architecture, this potential 373  
 parallelism can be exposed by allocating a stream con- 374  
 sisting of  $2^{\log n - j + k}$  elements and executing a so-called 375  
 kernel on each element. 376

The  $L\mathbf{a} / U\mathbf{a}$  construction algorithm consists of  $j - k$  377  
 phases, where each phase reads and modifies a pair 378  
 of nodes,  $(p, q)$ , of a bitonic tree. Assume that a ker- 379  
 nel implementation performs the operation of a single 380  
 phase of this algorithm. (How such a kernel implemen- 381  
 tation is realized without random-access writes will be 382  
 described below.) The temporary data that have to be 383



384 preserved from one phase of the algorithm to the next  
 385 one are just two node pointers ( $p$  and  $q$ ) per kernel  
 386 instance. Thus, each of the  $2^{\log n - j + k}$  elements of the allo-  
 387 cated stream consist of exactly these two node pointers.  
 388 When the kernel is invoked on that stream, each kernel  
 389 instance reads a pair of node pointers,  $(p, q)$ , from the  
 390 stream, performs one phase of the *La/Ua* construction  
 391 algorithm, and finally writes the updated pair of node  
 392 pointers  $(p, q)$  back to the stream.

### 393 Eliminating Random-Access Writes

394 Since GPUs do not support random-access writes (at  
 395 least, for almost all practical purposes, random-access  
 396 writes would kill any performance gained by the paral-  
 397 lelism) the kernel has to be implement so that it modifies  
 398 node pairs  $(p, q)$  of the bitonic tree without random-  
 399 access writes. This means that it can output node pairs  
 400 from the kernel only via linear stream write. But this  
 401 way it cannot write a modified node pair to its original  
 402 location from where it was read. In addition, it can-  
 403 not simply take an input stream (containing a bitonic  
 404 tree) and produce another output stream (containing  
 405 the modified bitonic tree), because then it would have to  
 406 process the nodes in the same order as they are stored in  
 407 memory, but the adaptive bitonic merge processes them  
 408 in a random, data-dependent order.

409 Fortunately, the bitonic tree is a linked data structure  
 410 where all nodes are directly or indirectly linked to the  
 411 root (except for the extra node). This allows us to change  
 412 the location of nodes in memory during the merge algo-  
 413 rithm as long as the child pointers of their respective  
 414 parent nodes are updated (and the root and extra node  
 415 of the bitonic tree are kept at well-defined memory loca-  
 416 tions). This means that for each node that is modified its  
 417 parent node has to be modified also, in order to update  
 418 its child pointers.

419 Notice that 3 basically traverses the bitonic tree  
 420 down along a path, changing some of the nodes as nec-  
 421 essary. The strategy is simple: simply output every node  
 422 visited along this path to a stream. Since the data lay-  
 423 out is fixed and predetermined, the kernel can store the  
 424 index of the children with the node as it is being writ-  
 425 ten to the output stream. One child address remains  
 426 the same anyway, while the other is determined when  
 427 the kernel is still executing for the current node. Fig-  
 428 ure 11 demonstrates the operation of the stream pro-  
 429 gram using the described stream output technique.

### Complexity

430

A simple implementation on the GPU would need 431  
 $O(\log^2 n)$  phases (or “passes” in GPU parlance) in 432  
 total for adaptive bitonic sorting, which amounts to 433  
 $O(\log^3 n)$  operations in total. 434

This is already very fast in practice. However, the 435  
 optimal complexity of  $O(\log n)$  passes can be achieved 436  
 exactly as described in the original work [5], that is, 437  
 phase  $i$  of a stage  $k$  can be executed immediately after 438  
 phase  $i + 1$  of stage  $k - 1$  has finished. Therefore, the exe- 439  
 cution of a new stage can start at every other step of the 440  
 algorithm. 441

The only difference from the simple implementation 442  
 is that kernels now must write to parts of the output 443  
 stream, because other parts are still in use. 444

### GPU-Specific Details

445

For the input and output streams, it is best to apply the 446  
*ping-pong* technique commonly used in GPU program- 447  
 ming: allocate two such streams and alternately use 448  
 one of them as input and the other one as output stream. 449

### Preconditioning the Input

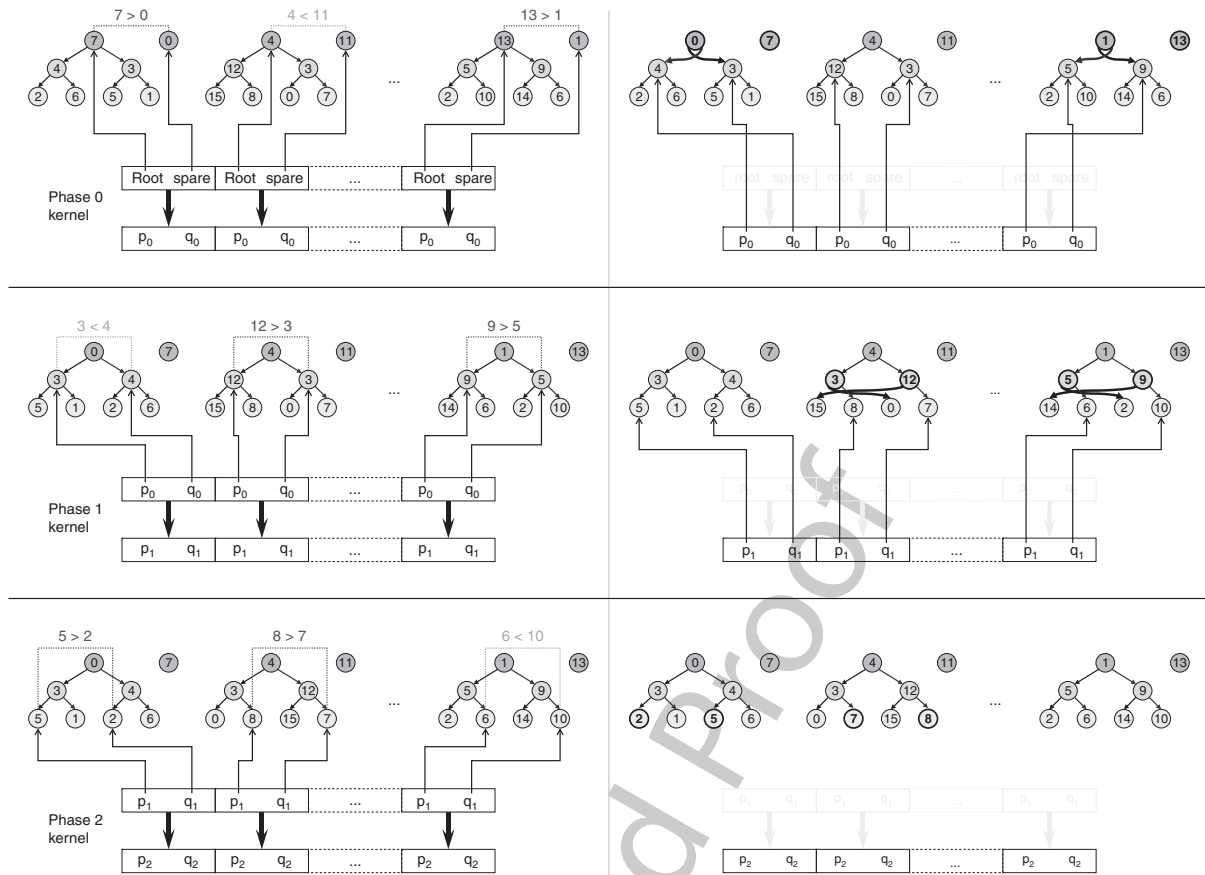
450

For merge-based sorting on a PRAM architecture (and 451  
 assuming  $p < n$ ), it is a common technique to sort 452  
*locally*, in a first step,  $p$  blocks of  $n/p$  values, that is, each 453  
 processor sorts  $n/p$  values using a standard sequential 454  
 algorithm. 455

The same technique can be applied here by imple- 456  
 menting such a *local sort* as a kernel program. However, 457  
 since there is no random write access to non-temporary 458  
 memory from a kernel, the number of values that can be 459  
 sorted locally by a kernel is restricted by the number of 460  
 temporary registers. 461

On recent GPUs, the maximum output data size of 462  
 a kernel is  $16 \times 4$  bytes. Since usually the input consists 463  
 of key/pointer pairs, the method starts with a local sort 464  
 of 8-key/pointer pairs per kernel. For such small num- 465  
 bers of keys, an algorithm with asymptotic complexity 466  
 of  $O(n)$  performs faster than asymptotically optimal 467  
 algorithms. 468

After the local sort, a further stream operation 469  
 converts the resulting sorted subsequences of length 470  
 8 pairwise to bitonic trees, each containing 16 nodes. 471  
 Thereafter, the GPU-ABiSort approach can be applied 472  
 as described above, starting with  $j = 4$ . 473



**Adaptive Bitonic Sorting. Fig. 11** To execute several instances of the adaptive  $L_a/U_a$  construction algorithm in parallel, where each instance operates on a bitonic tree of  $2^3$  nodes, three phases are required. This figure illustrates the operation of these three phases. On the left, the node pointers contained in the input stream are shown as well as the comparisons performed by the kernel program. On the right, the node pointers written to the output stream are shown as well as the modifications of the child pointers and node values performed by the kernel program according to 3

**474 The Last Stage of Each Merge**

475 Adaptive bitonic merging, being a recursive procedure,  
 476 eventually merges small subsequences, for instance of  
 477 length 16. For such small subsequences it is better to use  
 478 a (nonadaptive) bitonic merge implementation that can  
 479 be executed in a single pass of the whole stream.

**480 Timings**

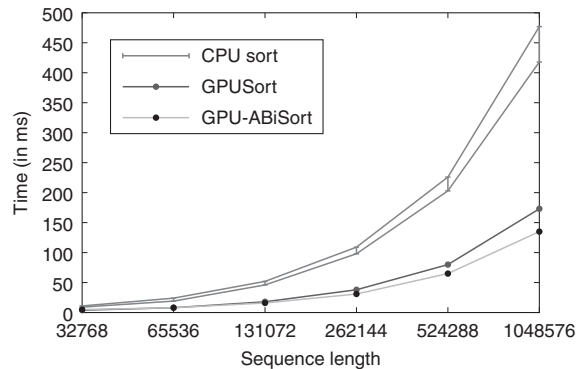
481 The following experiments were done on arrays consist-  
 482 ing of key/pointer pairs, where the key is a uniformly  
 483 distributed random 32-bit floating point value and the  
 484 pointer a 4-byte address. Since one can assume (without  
 485 loss of generality) that all pointers in the given array are

unique, these can be used as secondary sort keys for the  
 adaptive bitonic merge.

The experiments described in the following compare  
 the implementation of GPU-ABiSort of [11, 12] with  
 sorting on the CPU using the C++ STL sort function (an  
 optimized quicksort implementation) as well as with the  
 (nonadaptive) bitonic sorting network implementation  
 on the GPU by Govindaraju et al., called GPUSort [10].

Contrary to the CPU STL sort, the timings of GPU-  
 ABiSort do not depend very much on the data to be  
 sorted, because the total number of comparisons per-  
 formed by the adaptive bitonic sorting is not data-  
 dependent.

$n$	CPU sort	GPUSort	GPU-ABiSort
32,768	9–11 ms	4 ms	5 ms
65,536	19–24 ms	8 ms	8 ms
131,072	46–52 ms	18 ms	16 ms
262,144	98–109 ms	38 ms	31 ms
524,288	203–226 ms	80 ms	65 ms
1,048,576	418–477 ms	173 ms	135 ms



**Adaptive Bitonic Sorting. Fig. 12** Timings on a GeForce 7800 system. (There are two curves for the CPU sort, so as to visualize that its running time is somewhat data-dependent)

499 Table 12 shows the results of timings performed on  
 500 a PCI Express bus PC system with an AMD Athlon-  
 501 64 4200+ CPU and an NVIDIA GeForce 7800 GTX  
 502 GPU with 256 MB memory. Obviously, the speedup  
 503 of GPU-ABiSort compared to CPU sorting is 3.1–3.5  
 504 for  $n \geq 2^{17}$ . Furthermore, up to the maximum tested  
 505 sequence length  $n = 2^{20}$  ( $= 1,048,576$ ), GPU-ABiSort is  
 506 up to 1.3 times faster than GPUSort, and this speedup is  
 507 increasing with the sequence length  $n$ , as expected.

508 The timings of the GPU approaches assume that the  
 509 input data is already stored in GPU memory. When  
 510 embedding the GPU-based sorting into an otherwise  
 511 purely CPU-based application, the input data has to be  
 512 transferred from CPU to GPU memory, and afterwards  
 513 the output data has to be transferred back to CPU mem-  
 514 ory. However, the overhead of this transfer is usually  
 515 negligible compared to the achieved sorting speedup:  
 516 according to measurements by [11], the transfer of one  
 517 million key/pointer pairs from CPU to GPU and back  
 518 takes in total roughly 20 ms on a PCI Express bus PC.

**519 Conclusion**

520 Adaptive bitonic sorting is not only appealing from a  
 521 theoretical point of view, but also from a practical one.  
 522 Unlike other parallel sorting algorithms that exhibit  
 523 optimal asymptotic complexity too, adaptive bitonic  
 524 sorting offers low hidden constants in its asymptotic  
 525 complexity and can be implemented on parallel archi-  
 526 tectures by a reasonably experienced programmer. The  
 527 practical implementation of it on a GPU outperforms  
 528 the implementation of simple bitonic sorting on the

same GPU by a factor 1.3, and it is a factor 3 faster than  
 a standard CPU sorting implementation (STL). 529 530

**Related Entries**

- ▶AKS Network 531
- ▶Bitonic Sort 532
- ▶Lock-Free Algorithms 533
- ▶Scalability 534
- ▶Speedup 535 536

**Bibliographic Notes and Further Reading** 537 538

As mentioned in the introduction, this line of research  
 began with the seminal work of Batcher [4] in the  
 late 1960s, who described parallel sorting as a network.  
 Research of parallel sorting algorithms was reinvigo-  
 rated in the 1980s, where a number of theoretical ques-  
 tions have been settled [1, 3, 5, 6, 14, 18]. 539 540 541 542 543 544

Another wave of research on parallel sorting ensued  
 from the advent of affordable, massively parallel archi-  
 tectures, namely, GPUs, which are, more precisely,  
 streaming architectures. This spurred the development  
 of a number of practical implementations [9, 11–13, 16,  
 17, 19]. 545 546 547 548 549 550

**Bibliography** 551

1. Ajtai M, Komlós J, Szemerédi J (1983) An  $O(n \log n)$  sorting net- 552  
 work. In: Proceedings of the fifteenth annual ACM symposium 553  
 on theory of computing (STOC '83), New York, NY, pp 1–9 554
2. Akl SG (1990) Parallel sorting algorithms. Academic, Orlando, FL 555
3. Azar Y, Vishkin U (1987) Tight comparison bounds on the com- 556  
 plexity of parallel sorting. SIAM J Comput 16(3):458–464 557

- 558 4. Batcher KE (1968) Sorting networks and their applications. In: 608  
559 Proceedings of the 1968 Spring joint computer conference (SJCC),  
560 Atlanta City, NJ, volume 32, pp 307–314
- 561 5. Bilardi G, Nicolau A (1989) Adaptive bitonic sorting: An optimal  
562 parallel algorithm for shared-memory machines. *SIAM J Comput*  
563 18(2):216–228
- 564 6. Cole R (1988) Parallel merge sort. *SIAM J Comput* 17(4):770–785.  
565 see Correction in *SIAM J. Comput.* 22, 1349
- 566 7. Cormen TH, Leiserson CE, Rivest RL, Stein C (2009) Introduc-  
567 tion to algorithms, 3rd edn. MIT Press, Cambridge, MA
- 568 8. Gibbons A, Rytter W (1988) Efficient parallel algorithms. Cam-  
569 bridge University Press, Cambridge, England
- 570 9. Govindaraju NK, Gray J, Kumar R, Manocha D (2006) GPUP-  
571 eraSort: high performance graphics coprocessor sorting for  
572 large database management. Technical Report MSR-TR-2005-183,  
573 Microsoft Research (MSR), December 2005. In: Proceedings of  
574 ACM SIGMOD conference, Chicago, IL
- 575 10. Govindaraju NK, Raghuvanshi N, Henson M, Manocha D (2005)  
576 A cache efficient sorting algorithm for database and data min-  
577 ing computations using graphics processors. Technical report,  
578 University of North Carolina, Chapel Hill
- 579 11. Greß A, Zachmann G (2006) GPU-ABiSort: optimal parallel  
580 sorting on stream architectures. In: Proceedings of the 20th  
581 IEEE international parallel and distributed processing sympo-  
582 sium (IPDPS), Rhodes Island, Greece, p 45
- 583 12. Greß A, Zachmann G (2006) Gpu-abisort: Optimal parallel  
584 sorting on stream architectures. Technical Report IfI-06-11, TU  
585 Clausthal, Computer Science Department, Clausthal-Zellerfeld,  
586 Germany
- 587 13. Kipfer P, Westermann R (2005) Improved GPU sorting. In:  
588 Pharr M (ed) GPU Gems 2: programming techniques for  
589 high-performance graphics and general-purpose computation.  
590 Addison-Wesley, Reading, MA, pp 733–746
- 591 14. Leighton T (1984) Tight bounds on the complexity of parallel  
592 sorting. In: STOC '84: Proceedings of the sixteenth annual ACM  
593 symposium on Theory of computing, ACM, New York, NY, USA,  
594 pp 71–80
- 595 15. Natvig L (1990) Logarithmic time cost optimal parallel sorting is  
596 not yet fast in practice! In: Proceedings supercomputing '90, New  
597 York, NY, pp 486–494
- 598 16. Purcell TJ, Donner C, Cammarano M, Jensen HW, Hanrahan P  
599 (2003) Photon mapping on programmable graphics hardware. In:  
600 Proceedings of the 2003 annual ACM SIGGRAPH/eurographics  
601 conference on graphics hardware (EGGH '03), ACM, New York,  
602 pp 41–50
- 603 17. Satish N, Harris M, Garland M (2009) Designing efficient sorting  
604 algorithms for manycore gpus. In: Proceedings of the 2009 IEEE  
605 International Symposium on Parallel and Distributed Process-  
606 ing (IPDPS), IEEE Computer Society, Washington, DC, USA, pp  
607 1–102
18. Schnorr CP, Shamir A (1986) An optimal sorting algorithm for 608  
609 mesh connected computers. In: Proceedings of the eighteenth  
610 annual ACM symposium on theory of computing (STOC), ACM,  
611 New York, NY, USA, pp 255–263
19. Sintorn E, Assarsson U (2008) Fast parallel gpu-sorting using a 612  
613 hybrid algorithm. *J Parallel Distrib Comput* 68(10):1381–1388